

Read Write Inc Parent Workshop

CLAINES PRIMARY SCHOOL

12th October 2022

Mrs Sidhu



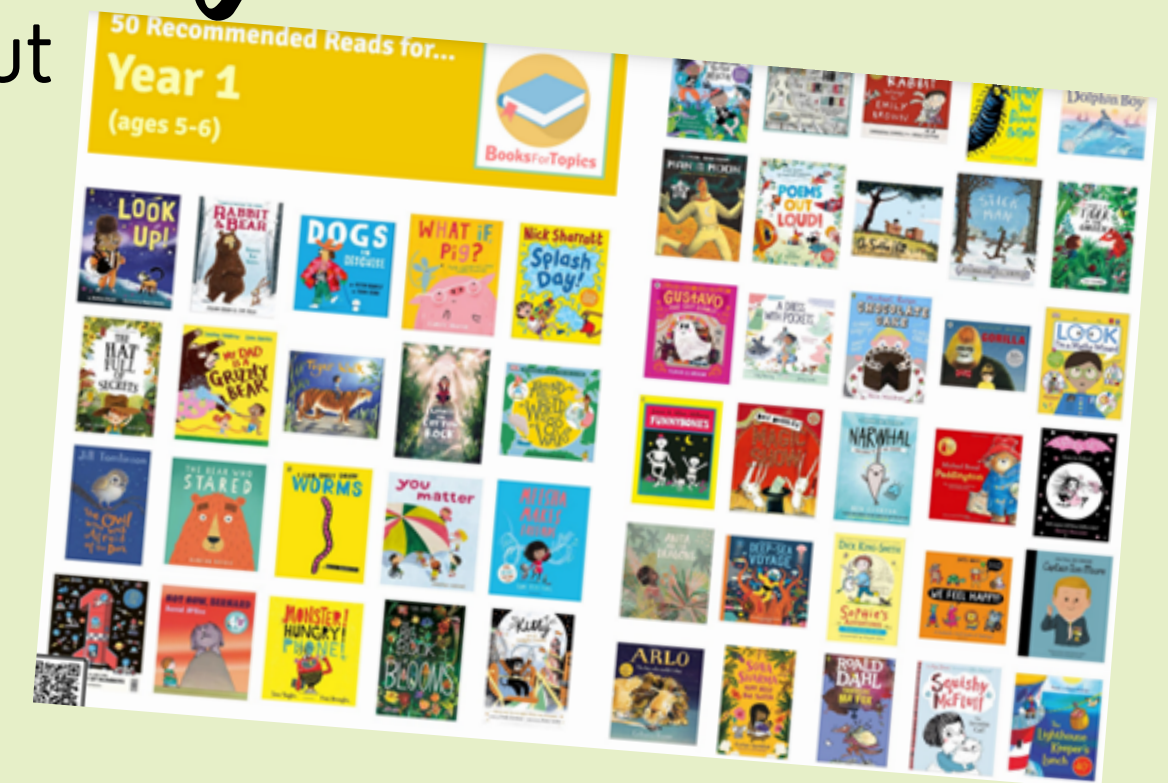
*"Teach a child to read... keep that
child reading and we will change
everything"*

Jeanette Winterson



The importance of reading at home

"kids who are read only one book a day will hear about 290,000 more words by age 5 than those who don't regularly read books"



"Kids who hear more vocabulary words are going to be better prepared to see those words in print when they enter school,"

Jessica Logan, Ohio University




Story time at home

- Find a quiet, comfortable place
- Read to your child
- Ask lots of questions and share opinions
- Encourage them to think about new words
- Have fun and laugh!
- Make it a positive experience



Read Write Inc.
Phonics

Picture in picture 

**10 things to think
about when you read
to your child**



Talking time!

Talk to your child as much as possible and 'feed' them new and ambitious vocabulary.

"Let's **eat** our lunch now."

"Let's **munch** our lunch now."

"Let's **scoff** our lunch now."

"Let's **devour** our lunch now!"



Vocabulary

phoneme

digraph
(special
friends)

split digraph
(chatty
friend)
o-e/a-e

grapheme

trigraph



language development

Spanish




24 speech sounds

26 letters to make up those
sounds

29 graphemes

English



44 speech sounds

26 letters to make up those
sounds

150+ graphemes



What is RWI phonics?

'Read, Write Inc.' is a literacy programme by Ruth Miskin.

The whole programme covers phonics, reading and spelling and can be used across EY, KS1 and KS2.

It has been tried and tested over and over again and now over 20% of schools in the country use it.

It is systematic, structured and therefore results in rapid teaching and learning of sounds & blending



How is this different to what we used to do at Claines?

- ✿ Stage not age – children are grouped based on their reading level – regrouped regularly
- ✿ Children are taught in groups according to their reading ability and so children may be in a group with younger or older children. This will enable us to teach your child more effectively; children do not struggle because the work is too difficult or get bored because the work is too easy. They will access 100% of every lesson.

No more phrases!

- ✿ Set 1 - single sounds and digraphs ch, sh, ng, nk, th, qu
- Set 2 - Vowel sounds
- Set 3 - alternative sounds

CLAINES READING PROGRESSION

	HOME READING			COMPREHENSION (VIPERS)	INTERVENTION	Additional Reading Opportunities
STAGE 1 PHONICS FIRST	GROUP PHONICS READER (RWI) Daily reading	ADDITIONAL PHONICS READER (BIG CAT/BUG CLUB) Read at home	SHARE WITH ME BOOK Love of reading		Targeted Tigers to revisit phonics to keep up. Catch up sessions pm/before phonics	
STAGE 2 DEVELOPING STRATEGIES	BOOK BANDED READER Children will read a wider variety of books and develop a wider range of strategies to decode texts with confidence. They will be introduced to: look, listen and think to use alongside phonics first. At this point, children will begin to choose books based on their interests and use the VIPERS with a growing understanding of what they read.			GROUP READING SESSION IN CLASS-LEVELLED GROUP READERS	Children identified will remain within the stage 1 reading, until phonics is mastered, whilst experiencing a wider range of texts through whole class English and DEAR.	LIBRARY READERS READING SHED DEAR
STAGE 3 INDEPENDENT READERS	ACCELERATED READER Children will be confident at decoding and the focus will shift to discussing books they have read and comprehension. They will also have growing opportunities to discuss with others books they read and recommend books to each other.			WHOLE CLASS READING SESSION BASED ON WHOLE CLASS TEXTS	Children identified will remain within the stage 1 reading, until phonics is mastered, whilst experiencing a wider range of texts through whole class English and DEAR. Nestle will be used to support identified specific difficulties.	

RWI phonics

Children are regularly assessed and then grouped according to their stage not age, so classes will be mixed and taught by trained teachers and teaching assistants.

All children in KS1 have a daily Read Write Inc (RWI) phonics and reading session for 45 minutes.

RWI sessions:

- Read books with words that contain previous or new sounds taught.
- Learn to read words by sounding them out, as well as by sight to develop fluency.
- Read a RWI book at school at least three times with adults listening in.
- Some children will also have an additional phonics session in the afternoon.



Read Write Inc.
Phonics

What is *Read Write Inc.*
Phonics?



stop at 1.41

Set 1

m a s d t i n p g o c k
m a s d t i n p g o c k

u b f l e h r j v y w z x
u b f l e h r j v y w z x

qu sh th ch ng nk
qu sh th ch ng nk



Set 2

ay, ee, igh, ow, oo, oo, ar, or,

air, ir, ou, oy

Set 3

ea, oi, a-e, i-e, o-e, u-e, aw, are,

ur, er, ow, ai, oa, ew, ire, ear, ure



Sound Rhymes

For green, is it cup of tea ea or what can you see ee?

Set 1		Set 2		Set 3	
Sound	Rhyme	Sound	Rhyme	Sound	Rhyme
m	Maisie, mountain, mountain	ay	may I play?	ea	cup of tea
a	round the apple, down the leaf	ee	what can you see?	oi	spoil the boy
s	slither down the snake	igh	fly high	a-e	make a cake
d	round his bottom, up this tall neck and down to his feet	ow	blow the snow	i-e	nice smile
t	down the tower, across the tower	oo	poo at the zoo	o-e	phone home
i	down the body, dot for the head	oo	look at a book	u-e	huge brute
n	down Nobby, over his net	ar	start the car	aw	yawn at dawn
p	down the plait and over the pirate's face	or	shut the door	are	care and share
g	round her face, down her hair and give her a curl	air	that's not fair	ur	nurse with a purse
o	all around the orange	ir	whirl and twirl	er	a better letter
c	curl around the caterpillar	ou	shout it out	ow	brown cow
k	down the kangaroo's body, tail and leg	oy	toy for a boy	ai	snail in the rain
u	down and under the umbrella, up to the top and draw the puddle	kn	knock, knock, who's there?	oa	goat in a boat
b	down the boot's laces to the heel, round the toe	ck	tick tock clock	ew	chew the stew
f	down the stem and draw the leaves	wh	whisk, whisk	ire	fire, fire
e	lift off the top and scoop out the egg	ph	take a photo	ear	hear with your ear
l	down the long leg			ure	sure it's pure
h	down the horse's head to the hooves and over his back			cious/tious	scrumptious, delicious
sh	sssh says the horse to the hissing snake			cion/tion	pay attention, it's a celebration
r	down the robot's back then curl over his arm			ue	come to the rescue
j	down his body, curl and dot			ie	terrible tie
v	down a wing, up a wing			au	Paul the astronaut
y	down a horn, up a horn and under his head			e-e	go Pete and Steve!
w	down, up, down, up the worm				
th	tthankyou				
z	zig-zag-zig down the zip				
ch	ch ch choo				
qu	round the queen's head up to her crown, down her hair and give her a curl				
x	down the arm and leg and repeat the other side				
ng	a thing on a string				
nk	I think I stink				

Pure sounds

m m	a a	s s	d d	t t	i i
p p	n n	g g	o o	c c	k k
u u	b b	f f	e e	l l	h h
sh sh	r r	j j	v v	y y	w w
z z	ch ch	th th	qu qu	x x	ng ng
nk nk					

Sound mat



Meet Fred

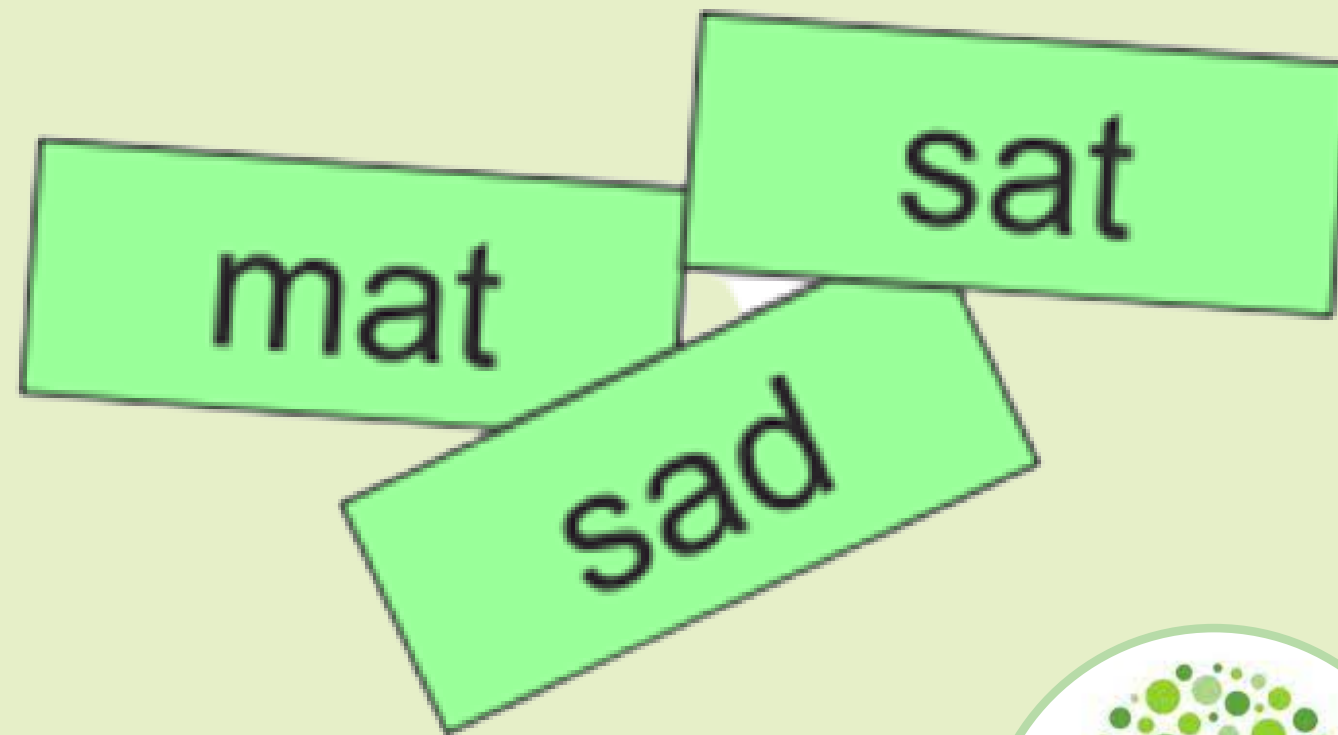
Fred can only talk in sounds...

He says "c_a_t." Not cat.

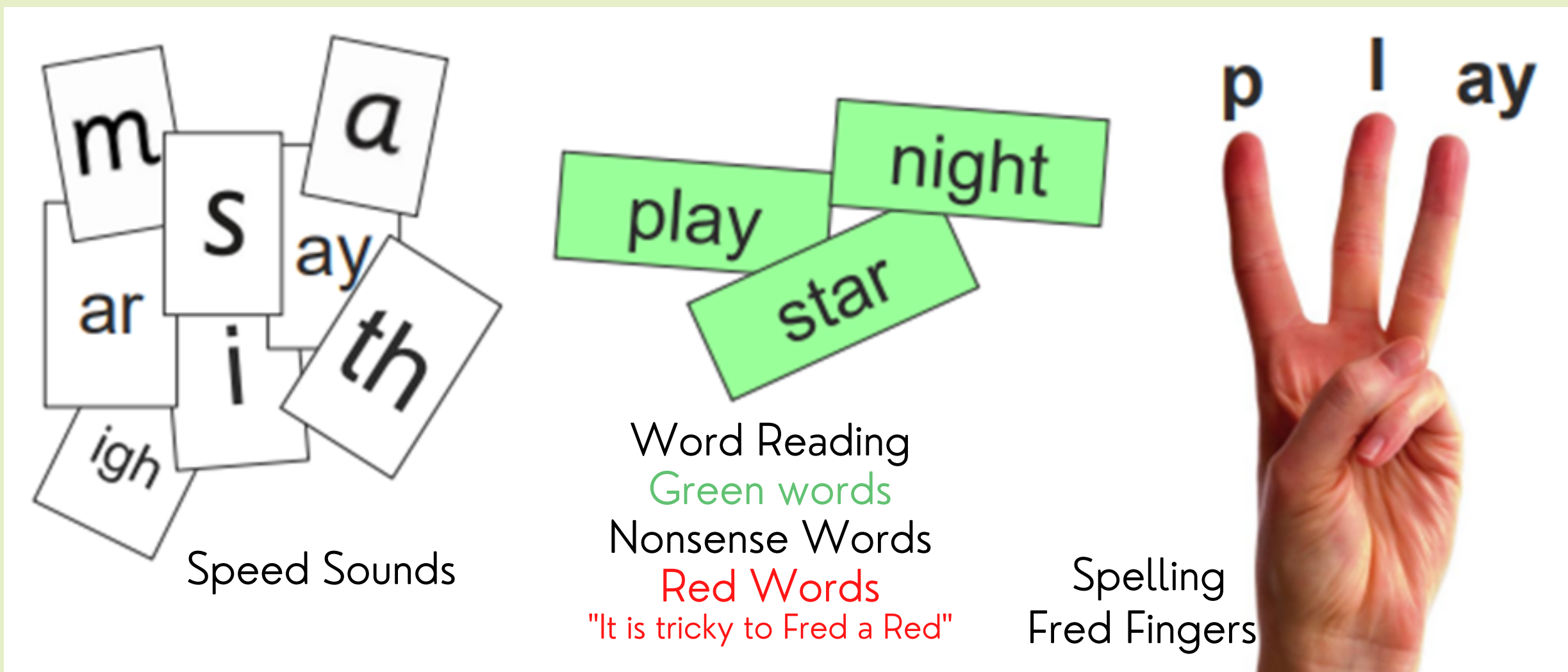
We call this Fred Talk.



Blending Using Fred Talk



Set 2 & 3 Lesson in School



Speed Sounds

Word Reading
Green words
Nonsense Words
Red Words
"It is tricky to Fred a Red"

Spelling
Fred Fingers



dots and dashes

Time for you to have a go...



Assessment and monitoring

The importance of 3 reads

1-accuracy

2-building fluency

3-expression, reading like a storyteller

Assessment is carried out by the reading leader half termly, any individual concerns are raised

Regroup every half term



Year 1 Screening Check

In June Year 1 children throughout the country will undergo a statutory Phonics Screening check. The check is designed to confirm whether children have learnt sufficient phonic decoding and blending skills to an appropriate standard.

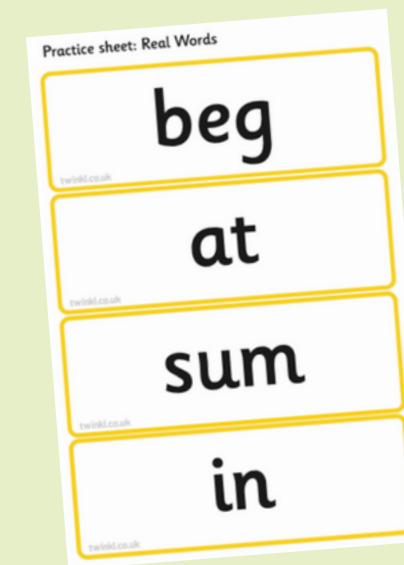
This is made up of 40 words:

20 real words

20 nonsense words

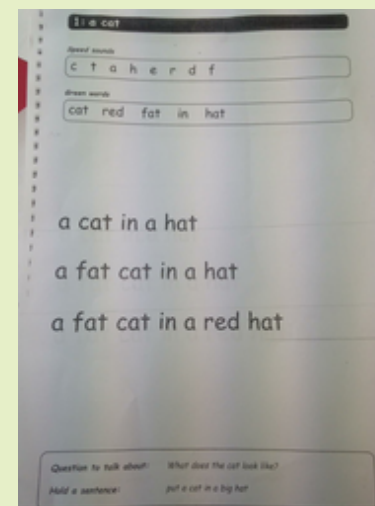
More details will be told to Year 1 parents closer to the time.

By the end of the summer term, school will report their child's results to parents.



What should my child read at home?

Sound blending books, Ditty sheets & Book bag books



'Reading for Pleasure' book




Reception phonics folder



How can I help at home?

- Parent packs
- Any additional phonics/reading support on Seesaw
- Listen to the children repeatedly read the Book Bag Books throughout the week to develop fluency
- Look at the RWI website to find out more
- Read, read, read!
lots of free online books!



Username: ClainesYear1
Password: Claines2022



Thank you for coming

Enjoy reading!

any questions please feel free to talk to your class teacher

